

# Shou Sugi Ban

REFINED ARCHITECTURAL CLADDING

燒杉板

BY HURFORD'S



HURFORD'S

# Shou Sugi Ban

REFINED ARCHITECTURAL CLADDING

烧杉板

## A complete system.

Hurford's Shou Sugi Ban Refined Architectural Cladding combines the ancient Japanese craft of fire treatment with a precision milled, architectonic cladding profile. It is a complete solution for any exterior wall, offering not just the cladding but a selection of customised trims to ensure a streamline execution and watertight result.

The timber species selected to manufacture Hurford's Shou Sugi Ban is ethically sourced and processed by Hurford's locally owned and operated facility in Queensland, Australia. Favourably sought after for its natural qualities and unique appearance, Cypress is highly durable and a naturally termite resistant species. Applying the fire treatment forces an additional barrier of protection against insect attack and decay, furthermore increasing the species overall durability. Durable Australian Hardwoods and BAL-29 Australian Hardwoods are also available to select.

Hurford's uses a modernised Shou Sugi Ban technique that evenly chars the face of the board. All Shou Sugi Ban Refined Architectural Cladding is pre-oiled with Intergrain Industrial Solid Timber Stain, Charred Black.

Hurford's Shou Sugi Ban Refined Architectural Cladding, is an aesthetically pleasing yet durable façade option.

# Achieve great design without great effort by integrating our charred timber cladding into your next designs façade.

## Why choose Hurford's Shou Sugi Ban Refined Architectural Cladding?

Hurford's are one of the oldest companies in the Australian timber manufacturing business. Our love and expertise for drying and manufacturing timber products along with our heed for innovation in our industry subsequently fuels our drive to produce quality timber products, and in this case, a quality timber system.

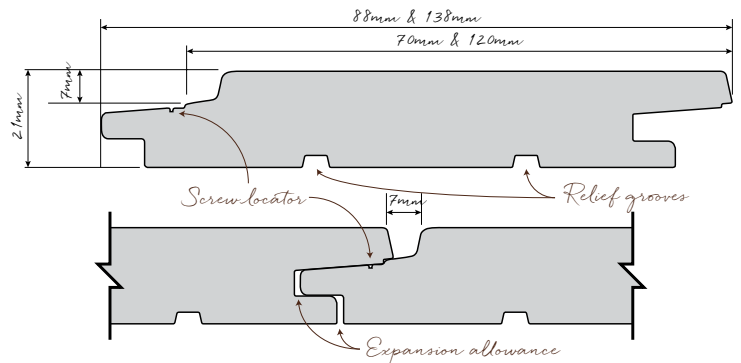
Hurford's Shou Sugi Ban Refined Architectural Cladding is a complete solution for any wall, offering not just a precision milled piece of charred timber cladding but also the detailed trims to ensure a streamline finish and watertight result.

## Profile Design Coulee

### Collective features include:

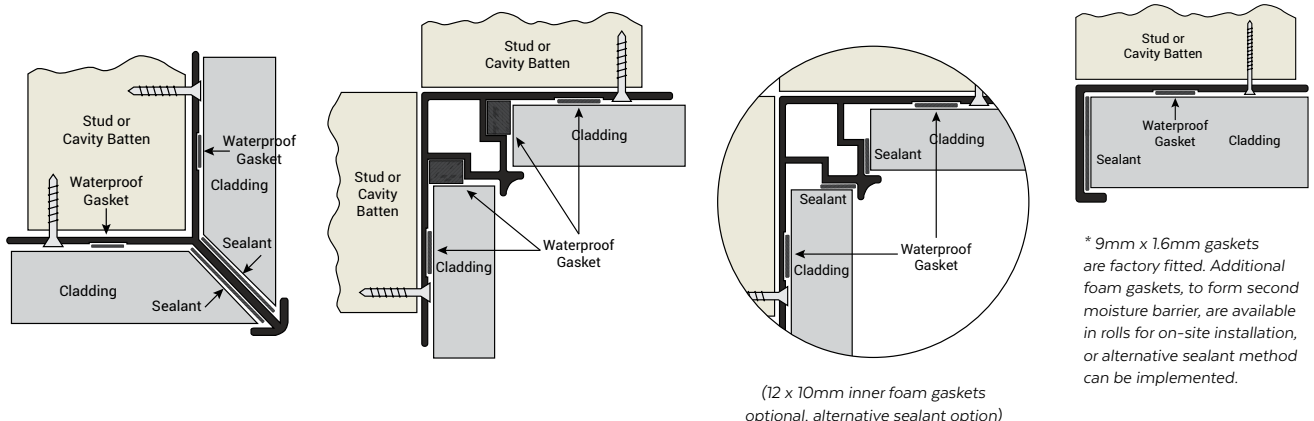
- Relief grooves which are designed to take the stress out of the cladding, reducing the effect of warping and cupping.
- Screw location line indicates exactly where to fix the cladding board, allowing the next row to slide over the existing board and create a secret fix finish.
- Allowances have been made for expansion gaps, but must be implemented using a 6mm spacer to achieve a uniformed shadow line.

\* View the installation guide for more details.



## Trim designs external corner, internal corner, end stop

Hurford's Shou Sugi Ban trims provide a streamline finish and play an integral part in ensuring a water tight finish. All aluminium trims are factory fitted with waterproof gaskets\* designed to decrease the on-site sealing process, and reduced the delivery of loose materials.

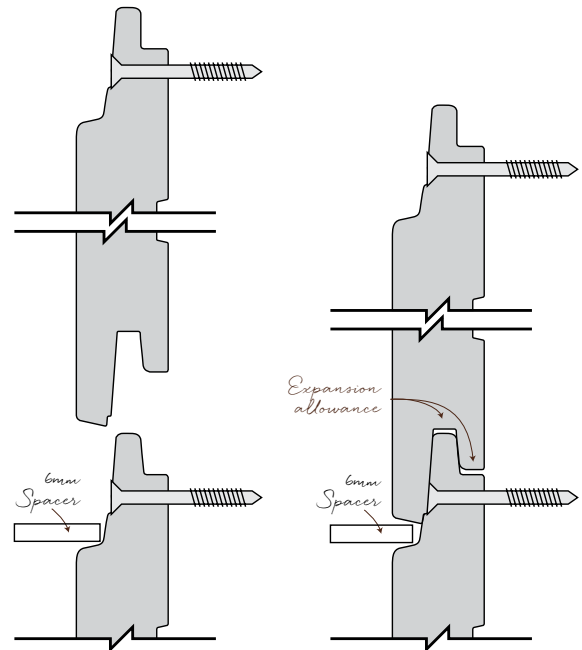
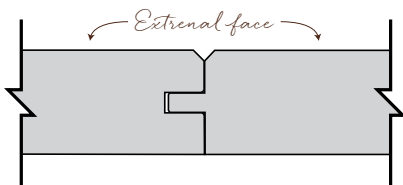


## Features end matched & moisture barrier system.

### End Matching

Utilising a specially developed end match system for external use, Hurford's Shou Sugi Ban endmatch profile has a micro bevel edge designed to encourage water to drain away from the join. Applying a bead of sealant to the joint at installation stage eliminates moisture transfer and ensures a watertight connection.

End matching the product means the boards can be fixed mid stud/cavity batten, eliminating the need to dock and create volumes of waste, saving up to 10% of the product that previously would have been thrown away. Not only does this save costs, it's a better for our environment with less resource being used.



### Moisture Barrier System

All trims in the Hurford's Shou Sugi Ban Cladding range feature a factory fitted seal, the foam gaskets compress and expand with timber movement, an extra safeguard against the Australian storm season. Factory fitted gaskets eliminate the on-site sealing process, reducing labour costs. The Moisture Barrier System does not eliminate the need for good building practice and meeting the Building Code of Australia.

## Maintenance

It is well known that any timber left uncoated and exposed to direct or indirect sunlight will inevitably weather and grey off. Hurford's Shou Sugi Ban Refined Architectural Cladding is no exception.

Shou Sugi Ban is supplied pre-oiled with Intergrain Industrial Solid Timber Stain, Charred Black to assist in the protection from aging and colour change. During installation it is required you coat any sawn cut exposed ends with Intergrain Industrial Solid Timber Stain, Charred Black or Feast Watson Timber and Deck Stain, Black Japan. Once Shou Sugi Ban Refined Architectural Cladding is installed, you will need to apply a second coat of Intergrain Industrial Solid Timber Stain, Charred Black or Feast Watson Timber and Deck Stain, Black Japan.

Periodic maintenance, including reapplying a fresh coat of Intergrain Industrial Solid Timber Stain, Charred Black or Feast Watson Timber and Deck Stain, Black Japan is required to maintain the dark burnt texture of the product. Leaving the product unmaintained or uncoated will lead to the dark Shou Sugi Ban to naturally patina and age, changing its appearance. This change in appearance will not affect the performance of the product.

For more information on Intergrain Industrial Solid Timber Stain, Charred Black maintenance or to find a stockist please visit their website [www.intergrain.com.au](http://www.intergrain.com.au) or phone FREECALL 1800 630 285.

For more information on Feast Watson Timber and Deck Stain, Black Japan maintenance or to find a stockist please visit their website [www.feastwatson.com.au](http://www.feastwatson.com.au) or phone FREECALL 1800 252 502.





**Shou Sugi Ban**  
REFINED ARCHITECTURAL CLADDING 焼杉板  
BY HURFORD'S



## Specifications

### CLADDING

Profile: Coulee

Width: 88mm (70mm cover) &  
138mm (120mm cover)

\*Cypress also available in 118mm (100mm cover)

Thickness: 21mm

Length: Random

Moisture Content: AS1080.1

Fixing: Concealed fixing

Species: Cypress, Durable Australian  
Hardwoods, BAL-29 Australian Hardwoods

Joining: End-matched, micro bevel

Finish: Charred & Pre-Oiled  
with Intergrain Industrial Solid  
Timber Stain, Charred Black

### TRIMS

External Corner:

Powdercoated Aluminium

Internal Corner:

Powdercoated Aluminium

End Stop: Powdercoated Aluminium

### SCREW FIXING

Stainless Steel 304 Black Zinc  
Coated Screw 5.5x50mm

Drive TX20



Available to purchase from Hurford's



Manufactured By Hurford's

QLD (07) 3442 6300 | VIC & TAS (03) 8794 3300

NSW & ACT (02) 4646 1406 | SA & NT (08) 8376 6694

WA 0448 132 955

Email: [info@hurfordwholesale.com.au](mailto:info@hurfordwholesale.com.au)

Web: [www.hurfords.com.au](http://www.hurfords.com.au)

Distributed by...